

At Home with QMA

SPRING 2008

Photo: Courtesy of Somfy
(www.somfy.com)



Shady Character

Article on page 2

www.QMAdesignbuild.com

TELEPHONE: 609-822-4949

FAX: 609-822-4429

An Eclectic Kitchen with an Ocean View

Q|M|A
Design+Build

QMA's clients, the owners of this high-rise condominium, needed more room but loved their current boardwalk location and beautiful ocean view. So, what did they do? They bought the condominium next door and combined the two units. This created the opportunity to expand and update the kitchens to better accommodate their love of cooking and baking. The remodeling task was complicated by the fact that part of the wall between the two kitchens could not be removed because it contained vital electric lines serving the entire building, but with a little creativity and a well-planned design, their new kitchen took shape.

The inspiration for the kitchen's design started, simply, with a rock. The homeowners fell in love with rare Blue Bahia Granite from Italy, and everything else fell into place from there. To go with the beautiful blue stone, we installed stainless steel appliances and custom cabinets painted a delicately blue-tinged off-white.

...continued on page 2



QMA is the winner of numerous regional and national awards including:



Shady Character

If you're a typical homeowner these days, your roman shades or window blinds stay in one position all day long. Either you've opted for the open position that makes it possible for you to benefit from natural light flooding the room, or you've decided to keep them closed for the sake of privacy. One thing is certain—you don't have the time, inclination or agility to constantly adjust all the window coverings in your home to suit every situation.

Well, here's the deal: with window covering automation you can adjust your window treatments by simply pressing a button. Not only that, you can also preprogram them to rise and lower automatically, affording privacy in the evening and security when you're away from home.

Having your shades or blinds automatically adjust means that you will be able to easily control the sunlight entering the room. This has a lot of advantages! By regulating the amount of light and heat allowed into the room, you achieve energy savings. You can instantly eliminate annoying glare when viewing a computer screen or television. In addition, you can protect your valuable artwork, furnishings and floor coverings from harmful UV rays.

If you have any difficult-to-reach window treatments, automation provides a convenient and safe solution. No more worries about slipping as you climb to reach a window treatment over the bathtub. No need to get out the ladder to adjust those treatments located in a two-story foyer. There are no dangling cords that can be dangerous for pets



Photos on this page: Courtesy of Somfy (www.somfy.com)



Simply press a button to lower the privacy shade in this bathroom. The five channel remote controls up to five individual window coverings or five groups of window coverings.



and small children. Instead, you have the choice of a hand-held remote, a wireless wall switch, a timer or all three.

Somfy, a manufacturer of motors and electronic controls for window coverings, offers three types of power options. Their WireFree option is battery operated, perfect for areas where concealing power cords would be a challenge. A standard household wall outlet powers the Plug-In system, which includes a thin power cord that may be hidden behind furniture or along window frames. A third option is to integrate the automated window coverings with your total home control system. Somfy recently won a design award for its new super-quiet motor that is imperceptible from a distance of 3 feet.

Automation makes it so simple to open and close your window treatments, you won't even have to think about it anymore!




A Big Fan of Yours

As you dream about the relaxing master bath retreat you'd love to have in your home, you probably never imagine ugly mold and mildew growing on your beautiful glass tiles. Unfortunately, this and other problems could be a reality unless the bathroom is properly ventilated.


For effective moisture removal, the Home Ventilating Institute (HVI) recommends installing an exhaust fan, ducted to the outside, with the ventilation rate of one CFM (cubic feet per minute) per square foot of bathroom area. This works out to 70 CFM for a 7 x 10 bathroom, but a minimum of 50 CFM is necessary even in a small bathroom. Simply installing an exhaust fan won't help unless you use it and keep it running for an effective length of time. HVI suggests at least 20-30 minutes of use after showering.



The Hunter Aventine bathroom fan with light boasts an elegant hand-painted Aged Bronze finish with Amber glass. (www.hunterfan.com)



Broan's humidity-sensing fanlight includes a sensor in the grill that detects a rapid increase in humidity at the ceiling. It automatically turns on to exhaust excess moisture and turns off once the job is done. (www.broan.com)



Panasonic's new single speed Whispergreen fan operates continuously at a low level of CFM to provide both local bathroom exhaust as well as whole-house ventilation. It offers a motion sensor that automatically raises the level of CFM when a person enters the room. (www.panasonic.com)

Some homeowners don't use their bathroom exhaust fans at all because they are too noisy. Others turn on their fans while they're in the bathroom, but turn them off again when they leave—not wanting the fan to run all day while they're at work. In the latter case, they turn the fan off before the moisture has been completely removed. Fortunately, there are new products (a few of which are highlighted here) designed for the purpose of overcoming these tendencies.



Now, if you think that installing an exhaust fan will mar the elegant look of your bathroom and instead you'll just open a window when the room gets steamy—think again. First of all, bathroom exhaust fans can remove moisture many times faster than no fan at all. Secondly, replacing your overhead light fixture with a stylish, decorative fan/light can be just as aesthetically pleasing.



With Fantech's inline fan, the motor is installed remotely and vents through the roof or side of the house. The motor may be connected to several ceiling grills positioned throughout a large bathroom, providing effective ventilation. A remote-mount fan also allows homeowners to have higher CFM without the noise. (www.fantech.net)

Color Your World

Now that stainless steel has become the mainstream finish for major kitchen appliances, you might appreciate an opportunity to break out of the mold and be a little different. New, luscious appliance colors—in shades that go beyond the usual bold blues and reds—offer a fun way to personalize your kitchen.

Viking Range now offers 24 color options, some with delicious-sounding names like Lemonade and Mint Julep. Aga Ranges has 7 standard finishes with an additional 7 shades in its Signature collection, including Aubergine, Pistachio and Wedgewood. BlueStar appliances are available in an amazing 190 colors.

If you're just adventurous enough for a small splash of color, choose one colored appliance, such as your range, to be the focal point of your kitchen. If you're more confident, make a statement by purchasing several of your appliances in the same glorious hue.



Dacor's Blue Water finish shimmers among the wood cabinets. (www.dacor.com)

An Eclectic Kitchen
with an Ocean View

Shady Character

A Big Fan of Yours

Color Your World

Q|M|A

QMA Design+Build, LLC

5000 Boardwalk, Suite 2

Design+Build


Ventnor, NJ 08406

Designed for Living, Built for Life

PRSRT STD
U.S. POSTAGE
PAID
HICKORY NC
PERMIT NO 212

Architecture, Design+Build Custom Homes and Remodeling

www.QMAdesignbuild.com



An Eclectic Kitchen with an Ocean View

...continued from page 1

The homeowners love to bake, so the design of the kitchen divides it into two sections: the main kitchen and a baking center. The main kitchen has a counter that opens it to the rest of the condominium and a view of the ocean from the kitchen sink, something very important to the homeowners. The baking center provides extra space for baking projects and specialized appliances, including a stainless steel under-counter pop-up mixer. This separation of spaces makes the kitchen more efficient and enjoyable to use.

The project was tied together by beautiful and unique details. Stainless steel, molded to look like a tin Victorian ceiling, was used for backsplashes. Custom-designed bar chairs and lighting fixtures add a streamline modern and art-deco feel. Throw in some color-coordinated artwork and some hand-painted tiles that were rescued from the original kitchen, and you've got the makings of a beautiful, eclectic kitchen that blends contemporary styling with Victorian, streamline modern, and art deco details, all based around the unique beauty of blue granite.



BEFORE